

Vermont Youth in Transition Grant

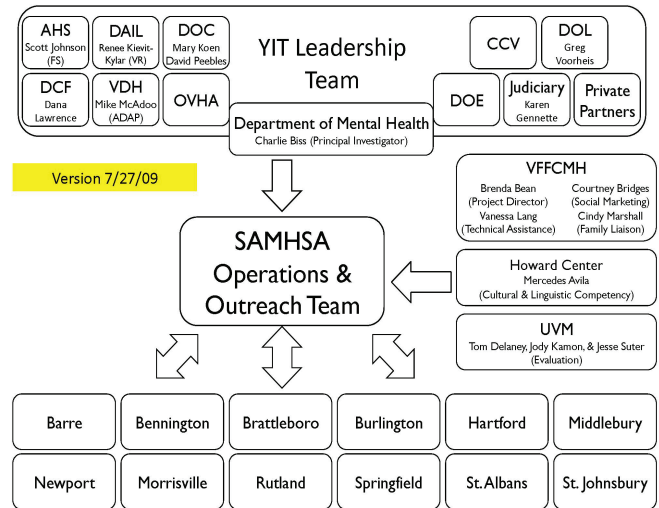


Mission

Young adults, families/adult allies and community partners collaborate to develop a system of care to support transition to adulthood. The system builds upon the strengths of young adults and creates an array of specialized mental health and related services to meet their unique and changing needs. The system also fosters young adult leadership.

8 Broad Outcomes

1. Decreased number of young adults involved in the corrections system.
2. Increased number of young adults who are employed.
3. Increased number young adults participating in (or who completed) educational programs.
4. Increased number of young adults who have access to, and are using, a medical home.
5. Increased number of young adults living in safe & stable housing.
6. Increased number of young adults who have caring & supportive relationships.
7. Increase in young adults' strengths.
8. Increase in young adults' competence & decreases in mental health symptomatology and related problems.



Results

Finding A Job

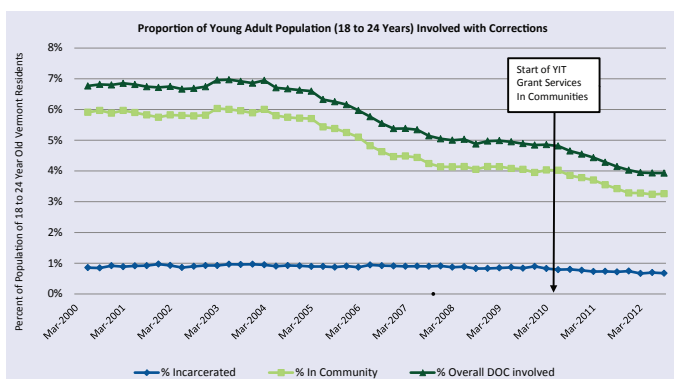
The percent of young adults with jobs jumped from 54% to 62% over 12 months.

Strengths

Data show the more strengths young adults have, the fewer socio-emotional problems they experience.

Homelessness

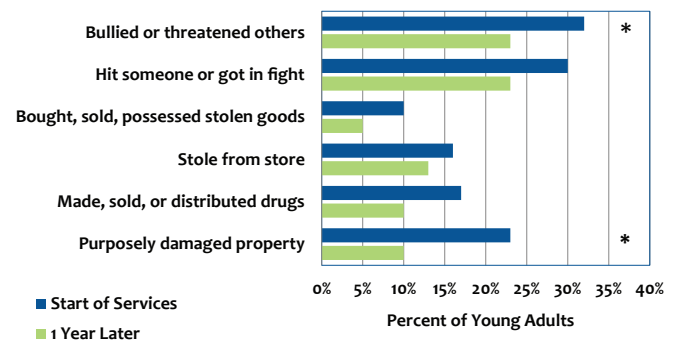
In the 12 months after starting services, there was a 64% reduction in homelessness.



Summary of Graph: The percentage of young adults involved with the Department of Corrections has gone down from approximately 7% in 2000 to less than 4% in 2012. While gradual, this trend represents a significant decrease in corrections involvement over time ($F(1, 50) = 630, p < .001; R^2 = .93$).

10 Quarters Before & After YIT: Because we are interested in the potential influence of the YIT grant, we compared young adult corrections involvement in the 2.5 years since YIT started versus the preceding 2.5 years (this period starts at the dotted line; $p < .001; R^2 = .91$). The average percentage of young adult involvement in the 2.5 years *before* YIT was 4.9% ($n=3224$ young adults), decreasing to an average of 4.2% ($n=2748$ young adults) *after* the start of YIT services in communities ($t(18) = 8.0, p < .001$).

Take Home Message: YIT Grant Services are contributing to the overall decrease young adults' involvement in corrections!



- McCollister & colleagues (2010) estimated the cost per offense for a range of crimes.
- For instance:
 - Every instance of **stolen property** is estimated to cost society **\$8000**.
 - Estimated cost savings from start of services to 1 Year later = **\$40,000**.
 - Every instance of **vandalism** is estimated to cost society **\$5000**.
 - Cost savings from start of services to 1 Year later = **\$65,000**.
- In 1 year that is an estimated **\$105K** savings for only 2 of the 6 decreases measured!

Bridging the Gaps for Young Adults

www.youth-in-transition-grant.com

